

SPA EXPLOSION PROOF HAZARDOUS AREAS Pendant control station



Explosion proof pendant control station for auxiliary control. Rugged, sturdy and reliable, SPA Explosion Proof is designed for heavy industry in potentially explosive areas.

FEATURES

- Enclosures with actuators placed on a double row to enable grouping of a large number of functions in a single control.
- The emergency stop mushroom pushbutton complies with standard EN418.
- Mechanical life of switches: 1 million operations.
- IP protection degree: SPA Explosion Proof is classified IP66.
- Extreme temperature resistance: -20°C to +55°C.
- It features solid but light weight body made of aluminum, or stainless steel AISI 316 or chrome-plated cast-iron (optional versions), resistant to temperature changes and corrosive environments.

OPTIONS

- Available in configurations from 2 to 12 actuators, arranged on a double row.
- 1 or 2 speed switches with NO or NC contacts.
- Mechanical interlock to prevent simultaneous operation of opposite functions.

CERTIFICATIONS

- CE marking.
- Atex certification EN 60079-0: 2012+A1: 2013, EN 60079-1 Ed.7: 2014, EN 60079-31:2014.
- Conformity to Standards IECEx IEC 60079-0: 2011, IEC 60079-1: 2014, IEC 60079-31: 2014.

Fill in the "request form" to configure properly the product.

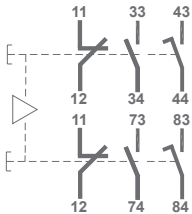
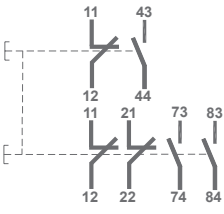
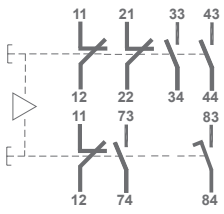
CERTIFICATIONS

	EN 60079-0:2012 + A1:2013 Explosive atmospheres - Equipment - General requirements
Conformity to Atex Standards	EN 60079-1 Ed.7 :2014 Explosive atmospheres - Equipment protection by flameproof enclosures 'd'
	EN 60079-31:2014 Explosive atmospheres - Equipment dust ignition protection by enclosure "t"
Conformity to IECEx Standards	IEC 60079-0:2011 Explosive atmospheres - Equipment - General requirements
	IEC 60079-1:2014 Explosive atmospheres - Equipment protection by flameproof enclosures 'd'
	IEC 60079-31:2014: Explosive atmospheres - Equipment dust ignition protection by enclosure "t"
Atex Certification	INERIS 12ATEX0085X
IECEx Certification	IECEx INE 12.0059X
Type of protection	Ex d IIB/IIC T6 Gb Ex tb IIIC T85°C Db IP66
Conformity to Community Directives	2014/34/EU (ATEX) 2014/30/EU Electromagnetic Compatibility 2006/42/CE Machinery Directive 2014/35/EU Low Voltage Directive
Markings and homologations	CE 0080 Ex II 2 G II 2 D IEC IECEx

GENERAL TECHNICAL SPECIFICATIONS

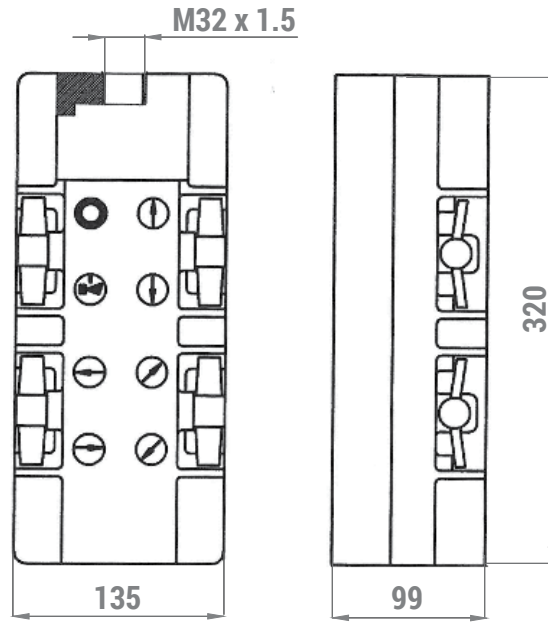
Operational ambient temperature	-20°C/+55°C
IP protection degree	IP 66
Operating positions	Any position

TECHNICAL SPECIFICATIONS OF THE SWITCHES

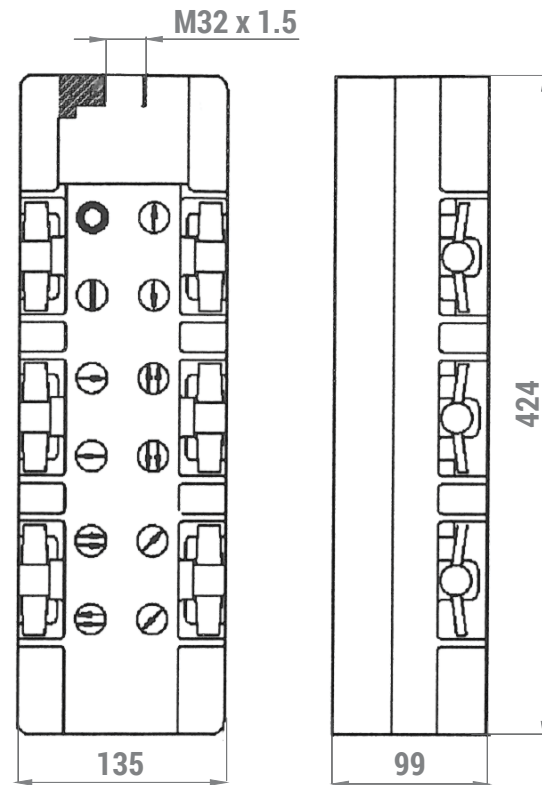
Code	PRSL0075XX	PRSL0076XX	PRSL0090XX
Utilisation category		AC 15	
Rated operational current		1.9 A	
Rated operational voltage		380 Vac	
Rated thermal current		10 A	
Rated insulation voltage		500 Vac	
Mechanical life		1x10 ⁶ operations	
Switch type	2 speed switch + 2 speed switch	1 speed switch + 1 speed switch	1 speed switch + 2 speed switch
Contacts	1NC+1NO+1NO 1NC+1NO+1NO	1NC+1NO 2NC+2NO	2NC+2NO 1NC+1NO+1NO
Scheme			
Markings and homologations		CE cULus	CE

OVERALL DIMENSIONS (mm)

2 - 8 actuators



10 - 12 actuators



SPA EXPLOSION PROOF - REQUEST FORM FOR CONTROL STATION

Instructions

Fill in the chart according to the number of control elements required (2, 4, 6, 8, 10 or 12 buttons).

1 Protection: tick the box corresponding to the type of protection required.

2 Control elements: enter in the broken-line box the number corresponding to the control element required (from **1** to **13**) according to the legend.

If you choose **buttons with arrows**, mark the direction of the arrow into the corresponding box Eg. 

ATTENTION: buttons with opposite functions (eg.: up/down) must be vertically coupled in columns.

When mounting **mushroom pushbuttons** or **selector switches**, the corresponding rocker button is disabled.

Depending on the functions of the control elements chosen, either 1 speed or 2 speed **switches** will be used.

3 Optionals: tick the box corresponding to the eventual optionals required.

Protection **1**

Ex II 2 G II 2 D
Ex d IIB T6 Gb or Ex d IIC T6 Gb
Ex tb IIIC T85°C Db IP66
Enclosure group II B









Ex II 2 G II 2 D
Ex d IIB T6 Gb or Ex d IIC T6 Gb
Ex tb IIIC T85°C Db IP66
Enclosure group II C

Control elements **2**

ATTENTION: depending on the functions of the control elements chosen, either 1 speed or 2 speed **switches** will be used.

- 1** Emergency stop mushroom pushbutton
- 2** Selector switch - 2 maintained positions 0/1
- 3** Selector switch - 3 maintained positions 0/1/2
- 4** Key selector switch - 2 maintained positions 0/1

1 speed button

- 5**  GREEN
- 6**  GREEN
- 7**  RED
- 8**  YELLOW
- 9**  WHITE
- 10** 
- 11** 
- 12** 

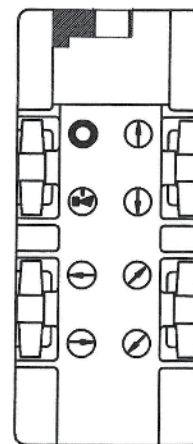
2 speed button

- 13** 

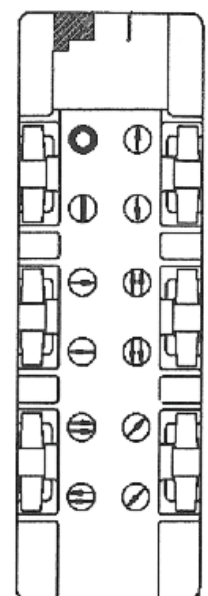
Optionals **3**

- Enclosure in stainless steel AISI 316
- Enclosure in chrome-plated cast-iron
- Operational ambient temperature -50° C / +55°C

<input type="checkbox"/>	<input type="checkbox"/>	Opposite functions vertically coupled	<input type="checkbox"/>	<input type="checkbox"/>	Opposite functions vertically coupled
<input type="checkbox"/>	<input type="checkbox"/>	Opposite functions vertically coupled	<input type="checkbox"/>	<input type="checkbox"/>	Opposite functions vertically coupled
<input type="checkbox"/>	<input type="checkbox"/>	Opposite functions vertically coupled	<input type="checkbox"/>	<input type="checkbox"/>	Opposite functions vertically coupled
<input type="checkbox"/>	<input type="checkbox"/>	Opposite functions vertically coupled	<input type="checkbox"/>	<input type="checkbox"/>	Opposite functions vertically coupled



2-8 actuators



10-12 actuators